

# ISEB Assessments

## Year 8 Level 2 Maths Test 1

### Answers

Author: ISEB



This document consists of a full set of answers to the questions in Year 8 Level 2 Maths Test 1.

Total marks: 100

These answers are part of *Year 8 Level 2 Maths Test 1.zip*, which also contains:

*Year 8 Level 2 Maths Test 1.pdf*

(the test)

*Year 8 Level 2 Maths Test 1 Teacher's Document.pdf*

(the teacher's document)

#### **REQUIRED PRINT SETTINGS**

This document must be printed with Page Scaling set to 'None'.

It can be printed on A4, or on A3 in booklet form, according to your preference.

Printer settings may vary, so refer to the documentation for your printer to locate its paper size option. Page scaling can be found in Adobe Acrobat under Page Handling in the print dialog. To reach the print dialog, go to File>Print.

Illustrations will not print to the correct scale if these settings are not applied.

#### **COPYRIGHT NOTICE**

This document may be reproduced free of charge for classroom use within the purchasing institution. Such copies are protected by copyright and may not be distributed or used in any way outside the purchasing institution.

**Year 8 Level 2 Maths Test 1 Answers**

1. (a)  $45\%$ ,  $\frac{4}{9}$ ,  $0.44$ ,  $\frac{21}{50}$ ,  $\frac{4}{10}$  (3)
- (b) (i) £9 (1)  
(ii) 20% (2)  
(iii) £32.40 (2)  
(iv) 28% (2)
2. (a) 25.47 (2)  
(b) 48.33 (2)  
(c) 13.04 (2)  
(d) 6.9 (2)  
(e) 14.44 (2)
3. (i) 15 dog cards (1)  
(ii) 6 sets (1)  
(iii) 40 dog cards (2)  
(iv) 42 points (2)  
(v) Magic, cat and cat (2)  
(vi) Magic, magic, cat and cat (2)
4. (i)  $n + 3$  (1)  
(ii)  $3n$  (1)  
(iii)  $5n + 3$  (2)  
(iv)  $n = -1$  (3)  
(v) 2 (1)  
(vi) 6 (2)

5. (a) (i)  $-1$  (1)  
 (ii)  $-3$  (1)  
 (iii)  $8$  (2)

- (b) (i) Completed table (1)

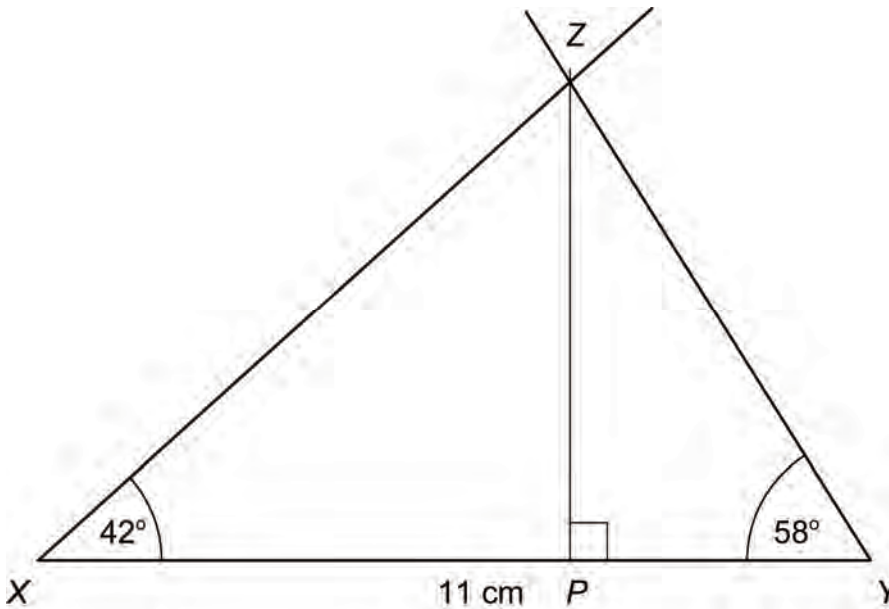
after	1 day	2 days	3 days	4 days	5 days
sweets left	176	172	168	<b>164</b>	<b>160</b>

- (ii) 148 sweets (1)  
 (iii)  $s = 180 - 4d$  (2)  
 (iv) 45 days (2)

6. (a) (i)  $a = -2$  (1)  
 (ii)  $b = 48$  (1)  
 (iii)  $c = 3$  (2)  
 (iv)  $d = 3$  (3)

- (b) (i) 16 (1)  
 (ii) 16 (1)  
 (iii)  $\frac{9}{11}$  (1)

7. (a) (i) Triangle XYZ constructed (3)

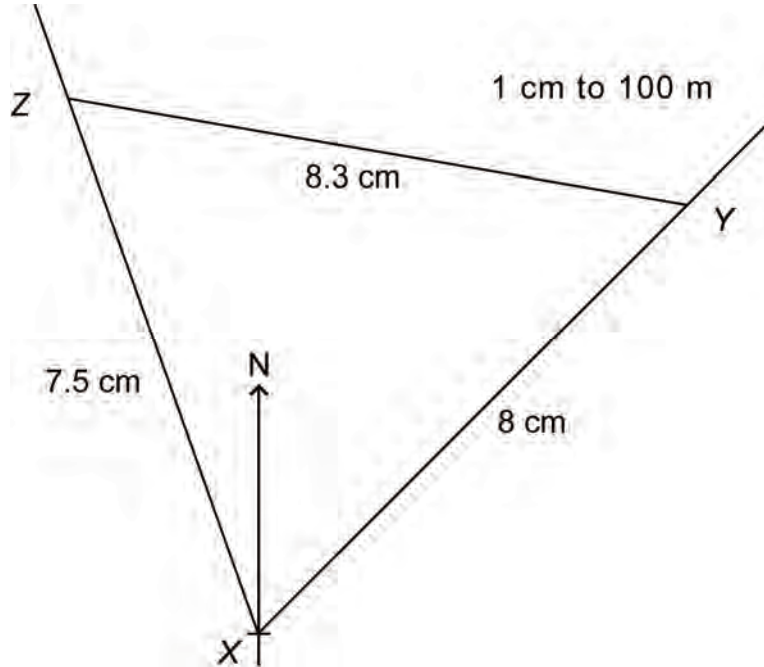


- (ii)  $P$  marked;  $ZP = 6.3$  cm (2)

Year 8 Level 2 Maths Test 1 Answers

- (b) (i)  $x = 15^\circ$  (2)
- (ii)  $165^\circ$  (1)
- (iii)  $y = 150^\circ$  (2)

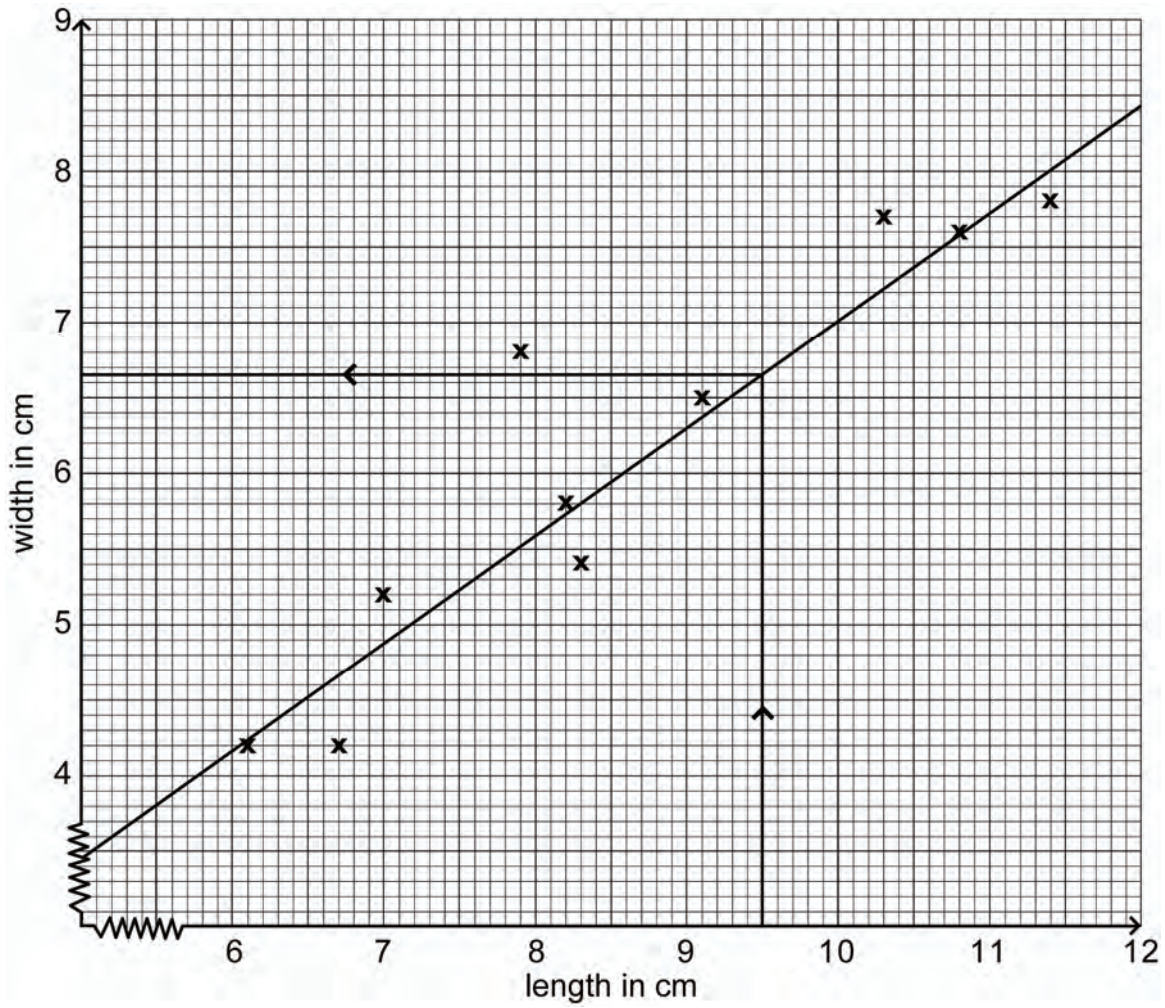
8. (i) Y plotted (2)



- (ii) Z plotted (3)
- (iii) 2400 m (2)
- (iv) 4 m/s (3)

9. (i) Points plotted

(5)

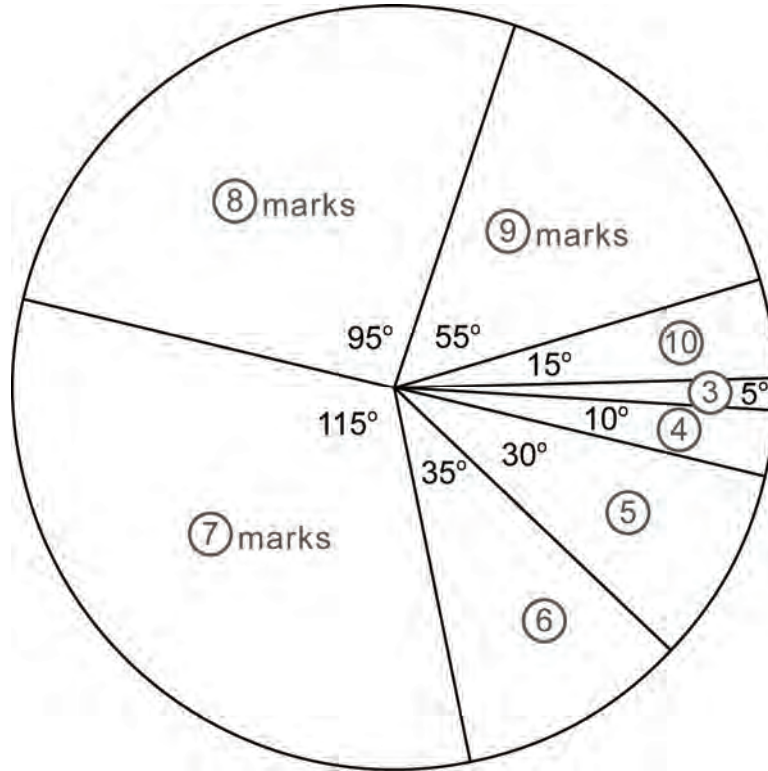


- (ii) (a) Line of best fit drawn (2)  
 (b) Low, positive correlation (1)

(iii) 6.6–6.7 cm (2)

10. (i) Table completed and pie chart drawn (5)

<b>mark</b>	3	4	5	6	7	8	9	10
<b>frequency</b>	1	2	6	7	23	19	11	3
<b>angle</b>	5°	10°	30°	35°	115°	95°	55°	15°



(ii) 7 marks (1)

(iii) 7 marks (1)

(iv)  $\frac{7}{36}$  (1)

(v)  $\frac{2}{9}$  (2)